

REVIEW OF RESEARCH

lume 2.



ISSN: 2249-894X


IMPACT FACTOR : 5.7631 (UIF)

UGC APPROVED JOURNAL NO. 48514

VOLUME - 8 | ISSUE - 8 | MAY - 2019

lakluyt

ns.



AN ANALYTICAL STUDY OF FUTURE SCHEMES OF DISTRICT INDUSTRIES CENTRE, LATUR

Dr. Pushpalata G. Kawale (Trimukhe)

Assistant Professor, Dept of Commerce,
Rajarshi Shahu Mahavidyalaya, Latur.

ABSTRACT:

Today, India operates modern as well as traditional programmes for the development of entrepreneurship. Entrepreneurship development has been given an important place in Indian planning through industrial development.

KEYWORDS: India operates modern , entrepreneurship.

INTRODUCTION:

For achieving the balanced growth, government launched first industrial policy, 1948. The Government in every New Industrial Policy Statements provides the guidelines to State Governments to promote and develop industries. And that affects positively on entrepreneurship development. The recently launched New Industrial Policy is providing good atmosphere for developing industry in the district. New Industrial Policy is implemented in order to achieve the following objectives:

1. Identification of thrust sector
2. Building up of quality infrastructure
3. Special incentives for

4. economically and industrially backward districts
5. Attracting mega investments
6. Commercial exploitation of local resources and economic potential
7. Technology upgradation
8. Cluster development
9. Prevention of industrial sickness
10. Smooth exit option for industries
11. Strengthening institutional support
12. Balanced Regional Development and Employment Generation through private and public investment in industrial and infrastructure development.

For achieving the above mentioned objectives at local level District Industries Centre, Latur has set the future targets from 2007-08 to 2031-32.

OBJECTIVES OF THE STUDY

1. To study the various future schemes of DIC from 2007-08 to 2031-32.
2. To study the growth in number of beneficiaries.
3. To understand the growth in investment and employment opportunities due to implementation of these schemes in future.
4. To give suggestions for effective implementation of future targeted schemes of DIC.

FUTURE TARGET OF VARIOUS SCHEMES OF DIC FROM 2007-08 TO 2031-32

Future Target and Proposed Industrial Action Plan for the years 2007-08 to 2027-28 are provided by DIC, Latur.

1. Future Target for Prime Minister's RojgarYojana

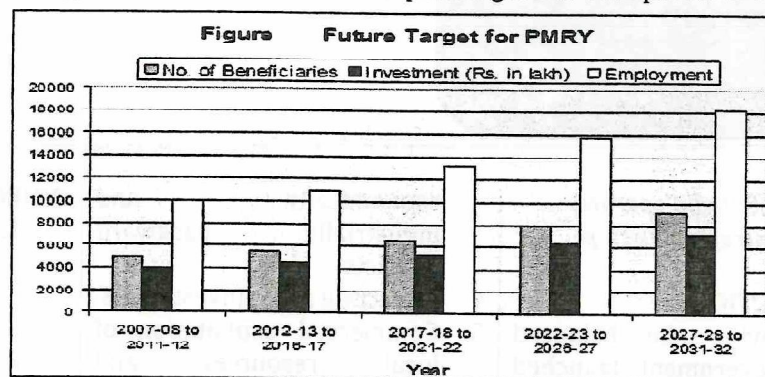
The table 1.1 illustrates the future target for Prime Minister RojgarYojana for next 25 years.

Table 1.1 Future Target for Prime Minister's RojgarYojana

Sr. no.	Period	No. of Beneficiaries	Investment (Rs. in lakh)	Employment (No. of persons)
1.	Target for 2007-08 to 2011-12	5000	4000	10000
2.	Target for 2012-13 to 2016-17	5500 (10%)	4400 (10%)	11000 (10%)
3.	Target for 2017-18 to 2021-22	6600 (12%)	5280 (12%)	13200 (12%)
4.	Target for 2022-23 to 2026-27	7920 (12%)	6336 (12%)	15840 (12%)
5.	Target for 2027-28 to 2031-32	9108 (15%)	7282 (15%)	18216 (15%)

(Source: Latur Industrial Vision, 1982-2007-2032, DIC)

Note: Figures in brackets indicate expected growth over previous target.



In the years 2007-08 to 2011-12, the target of beneficiary units is 5000 units with employment to 10000 persons at the investment of Rs. 4000 lakh. In the years 2012-13 to 2016-17 and 2017-18 to 2021-22, it has increased by 10% and 12% respectively. And in the year 2022-23 to 2026-27, it expects an increase of 12%. In this period, the target for beneficiary units is 7920 persons with 15840 employments at the investment Rs. 6336 lakh.

In 2027-28 to 2031-32, this target tends to increase near about the number of 9108 units with 7282 employments at an investment Rs. 18216 lakh. It shows an expected growth rate of 15%. It is expected to achieve an increasing trend during next 25 years.

2. Future Target for Improved Seed Money Scheme

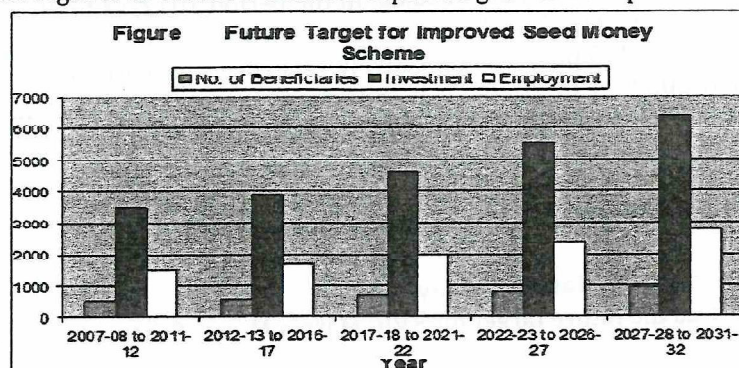
Table 1.2 provides the future target for Improved Seed Money Scheme for next 25 years.

Table 1.2 Future Target for Improved Seed Money Scheme

Sr. no.	Period	No. of Beneficiaries	Investment (Rs. in lakh)	Employment (No. of persons)
1.	Target for 2007-08 to 2011-12	500	3500	1500
2.	Target for 2012-13 to 2016-17	550 (10%)	3850 (10%)	1650 (11%)
3.	Target for 2017-18 to 2021-22	660 (12%)	4620 (11%)	1980 (12%)
4.	Target for 2022-23 to 2026-27	792 (12%)	5544 (12%)	2376 (12%)
5.	Target for 2027-28 to 2031-32	910 (15%)	6375 (15%)	2732 (15%)

(Source: Latur Industrial Vision, 1982-2007-2032, DIC)

Note: Figures in brackets indicate expected growth over previous target.



In the years 2007-08 to 2011-12, the target of beneficiary units is 500 units with employment to 1500 persons at the investment of Rs. 3500 lakh. In the period 2012-13 to 2016-17 and 2017-18 to 2021-22, it expects increase of 10% and 12% respectively. And in the period 2022-23 to 2026-27, it expects an increase of 12%. In this period, the target of beneficiaries is 792 units with 2376 employments at an investment Rs. 5544 lakh.

In 2027-28 to 2031-32, this target rises to the number of 910 beneficiaries with 2732 employments at the investment Rs. 6375 lakh. It expects the growth rate of 15%. It is expected to achieve the rising trend during next 25 years due to development of basic infrastructure like road, rail and air services.

3. Future Target for DIC Loan Scheme


The table 1.3 represents the future target for DIC Loan Scheme for next 25 years.

Table 1.3 Future Target for DIC Loan Scheme

Sr. no.	Period	No. of Beneficiaries	Investment (Rs. in lakh)	Employment (No. of persons)
1.	Target for 2007-08 to 2011-12	125	250	375
2.	Target for 2012-13 to 2016-17	137 (10%)	275 (10%)	412 (10%)
3.	Target for 2017-18 to 2021-22	165 (12%)	330 (12%)	495 (12%)
4.	Target for 2022-23 to 2026-27	198 (12%)	396 (12%)	594 (12%)
5.	Target for 2027-28 to 2031-32	227 (15%)	455 (15%)	683 (15%)

(Source: Latur Industrial Vision, 1982-2007-2032, DIC)

Note: Figures in brackets indicate an expected growth over previous target.



In the years 2007-08 to 2011-12, the target of beneficiary units is 125 units with employment to 375 persons at an investment of Rs. 250 lakh. In the period 2012-13 to 2016-17 and 2017-18 to 2021-22, beneficiaries has increased to 137 and 165, investment by Rs. 275 lakh and Rs. 330 lakh and employment to 412 and 495 persons respectively. It expects growth rate of 10% and 12% respectively. And in the period 2022-23 to 2026-27, it expects an increase of 12%. In this period, the target of beneficiary units is 198 units with 594 employments at the investment Rs. 396 lakh.

In 2027-28 to 2031-32, this target tends to increase the number of 227 beneficiaries with 683 employments at an investment Rs. 455 lakh. It shows an expected growth rate of 15%. It represents an upward trend during next 25 years due to enhancement in basic availabilities.

4. Future Target for KVIC Margin Money

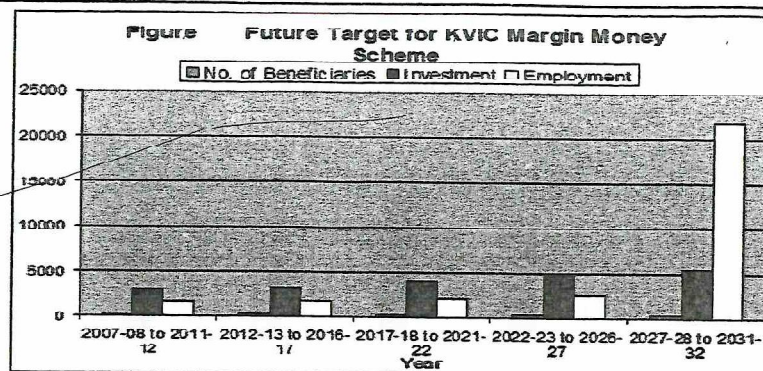
The table 1.4 releases the future target for KVIC Margin Money Scheme for next 25 years.

Table 1.4 Future Target for KVIC Margin Money

Sr. no.	Period	No. of Beneficiaries	Investment (Rs. in lakh)	Employment (No. of persons)
1.	Target for 2007-08 to 2011-12	200	3000	1600
2.	Target for 2012-13 to 2016-17	220 (10%)	3300 (10%)	1760 (10%)
3.	Target for 2017-18 to 2021-22	264 (12%)	3960 (12%)	2112 (12%)
4.	Target for 2022-23 to 2026-27	316 (12%)	4752 (12%)	2534 (12%)
5.	Target for 2027-28 to 2031-32	364 (15%)	5464 (15%)	21914 (15%)

(Source: Latur Industrial Vision, 1982-2007-2032, DIC)

Note: Figures in brackets indicate an expected growth over previous target.



In the period 2007-08 to 2011-12, the target of beneficiary units is 200 units with employment to 1600 persons at an investment of Rs. 3000 lakh. In the period 2012-13 to 2016-17 and 2017-18 to 2021-22, it expects increase of 10% and 12% respectively. It shows that, the beneficiaries are 220 and 624, employment 1760 and 2112 and investment Rs. 3300 lakh and Rs. 3960 lakh. In the period 2022-23 to 2026-27, it shows an expected increase of 12%. In this period, the target of beneficiaries is 316 units with 2534 employments at an investment Rs. 4752 lakh.

In 2027-28 to 2031-32, this target tends to increase upto the number of 364 beneficiary units with 2914 employments at an investment Rs. 5464 lakh. It shows an expected growth rate of 15%. It is expected to achieve an increasing trend during next 25 years.

5.Future Target for Registered Micro, Small and Medium Industries

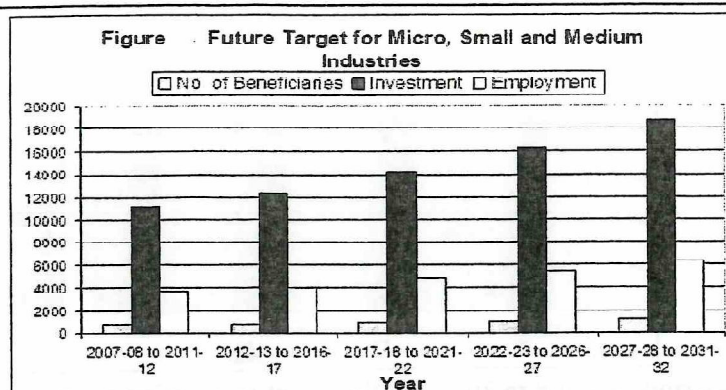
The table 1.5 represents the future target for Registered Micro, Small and Medium Industries for next 25 years.

Table 1.5 Future Target for Micro, Small and Medium Industries

Sr. no.	Period	No. of Beneficiaries	Investment (Rs. in lakh)	Employment (No. of persons)
1.	Target for 2007-08 to 2011-12	750	11250	3750
2.	Target for 2012-13 to 2016-17	825 (10%)	12375 (10%)	4125 (10%)
3.	Target for 2017-18 to 2021-22	950 (12%)	14250 (12%)	4750 (12%)
4.	Target for 2022-23 to 2026-27	1085 (12%)	16275 (12%)	5425 (12%)
5.	Target for 2027-28 to 2031-32	1247 (15%)	18716 (15%)	6338 (15%)

(Source: Latur Industrial Vision, 1982-2007-2032, DIC)

Note: Figures in brackets indicate expected growth over previous target.



In the period 2007-08 to 2011-12, the target of beneficiaries is 750 units with employment to 3750 persons at the investment of Rs. 11250 lakh. In the period 2012-13 to 2016-17 and 2017-18 to 2021-22, it has increased by 10% and 12% respectively. It shows an expected increase in beneficiary units i.e. 825 and 950 units, employment to 4125 and 4750 persons, investment of Rs. 12375 lakh and Rs. 14250 lakh respectively. In the period 2022-23 to 2026-27, it expects an increase of 12%. In this period, the target of beneficiary units is 1085 units with 5425 employments at an investment Rs. 16275 lakh.

In 2027-28 to 2031-32, this target tends to increase the number of beneficiaries with 1247 units and 6338 employments at an investment Rs. 18716 lakh. It shows an expected growth rate of 15%.

6. Micro and Small Units in Next 25 Years

Table 1.6 represents the blockwise industrial activities in next 25 years.

Table 1.6 Micro and Small Units in Next 25 years

Sr. No	Taluka	2007-2012	2012-2017	2017-2022	2022-2027	2027-2032
1	Latur	250 (33%)	275 (33%)	320 (33%)	360 (33%)	410 (33%)
2	Renapur	25 (3%)	27 (3%)	35 (3%)	40 (3%)	50 (3%)
3	Ausa	50 (6%)	55 (7%)	65 (7%)	85 (8%)	100 (8%)
4	Udgir	150 (20%)	160 (20%)	175 (18%)	195 (18%)	225 (18%)
5	Nilanga	100 (14%)	110 (13%)	120 (13%)	130 (12%)	145 (12%)
6	Ahmedpur	85 (12%)	90 (11%)	100 (11%)	115 (11%)	125 (10%)
7	Jalkot	25 (3%)	28 (3%)	35 (3%)	40 (3%)	50 (4%)
8	Devni	25 (3%)	30 (4%)	35 (4%)	40 (4%)	50 (4%)
9	Shirur	15 (2%)	20 (2%)	30 (3%)	35 (3%)	45 (4%)
10	Chakur	25 (3%)	30 (4%)	35 (4%)	45 (4%)	50 (4%)
	Total	750 (100%)	825 (100%)	950 (100%)	1085 (100%)	1250 (100%)

(Source: Latur Industrial Vision, 1982-2007-2032, DIC)

Note: Figures in brackets indicate the percentage to total number of units.

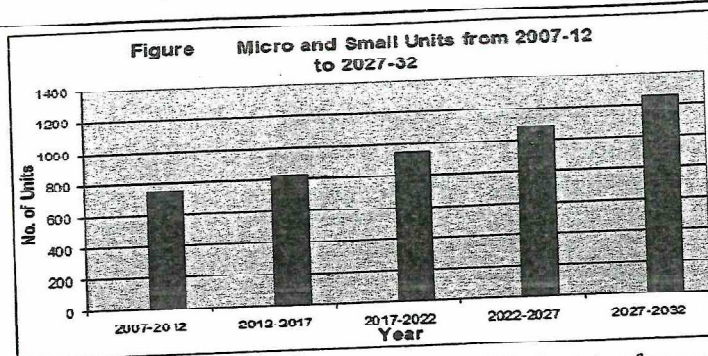


Table 1.6 represents future target for Micro and Small Industries for next 25 years. The future target for Latur taluka shows increasing trend. In the period 2007-2012, micro and small units are 250 and after every five years, it expects growth rate around 33%. In the period 2027-2032, number of units is 410. The target for Renapur and AUSA also shows the rising trend. It shows an expected growth rate nearly 4% and 7% respectively. In 2007-2012, the number of units is 25 and 50 respectively in Renapur and AUSA.

Udgir and Nilangatalukas indicate the growth rate at 18% and 13%. The expected number of units increased up to 250 and 145 respectively in the period 2027-2032. Ahmedpur, Jalkot, Devnitalukas show expected growth rate 11%, 3% and 4% respectively. The expected numbers of micro and small industries are 125, 50 and 50 in 2027-2032. Shirur and Chakurtalukas also show the upward trend and its growth rate is 3% and 4% respectively. In Latur district expected total number of industries will raise from 750 (2007-2012) to 1250 (2027-2032).

SUGGESTIONS FOR EFFECTIVE IMPLEMENTATION OF SCHEMES

After a detail and indepth study of DIC, Latur, its various schemes, the performance of different schemes, DIC's role in entrepreneurship development, etc. following suggestions are made to improve the working efficiency of DIC, Latur. These suggestions are also helpful to develop the entrepreneurship of Latur district by overcoming its problems.

1. DIC should appoint a Public Relation Officer (PRO) for providing information to potential entrepreneurs.
2. DIC should appoint full time office staff/SSI units visiting staff.
3. Appoint separate employees for handling the matters of loan recovery as its loan recovery is very slow.
4. State Government should increase financial grants to DIC.
5. DIC should make suggestions to Government for increment in the percentage of subsidy.
6. Single window system should be made available specially for entrepreneurs.
7. Arrange special program for the women entrepreneurs.
8. DIC must start its own website.
9. DIC should start own helpline.
10. Recommend the applications of sick units on priority basis to the banks for their rehabilitation on priority basis. DIC should provide financial aids, incentives, and exemptions for recovery of loans on low interest rates.
11. DIC should keep a keen watch on utilization of loan by entrepreneurs.
12. DIC should recommend only those projects which have practical approach and which can be operated successfully in the area like Latur.
13. DIC should take the help of specialists to screen the project plans.
14. Make availability of infrastructure facilities at Udgir and other new talukas.
15. For encouraging and attracting first generation entrepreneurs, they should be considered on priority basis while distributing plots by DIC.
16. The frequency of meetings of Zilla Udyog Mitra (ZUM) should be increased.

17. Develop a blue print for achieving future target.
18. DIC should take some major steps for the speedy progress of mega project because it will accelerate the entrepreneurship development of Latur district.
19. Tie up with educational institutions for entrepreneurship development.
20. Marketing Corporation should be set up.

Entrepreneurs are not necessarily born but they can be developed through education, training and experience. Entrepreneurs' talent exists in every society and in all sections of the society. In the entrepreneurship potential is properly harnessed in India, it can help to accelerate the pace of socioeconomic development, balanced regional growth apart from creation of employment opportunities.

If the above suggestions are implemented it would help to improve the efficiency, performance and success of the entrepreneurship development in the Latur district. The researcher genuinely feels that if the suggestions made here are actually put in practice, the progress of entrepreneurship in Latur district will surely take place and the DIC, Latur can justify its existence by providing assistance to entrepreneurs.

REFERENCES

1. Bhardwaj G.N. et al, (2012), "Women Entrepreneurship in India: Opportunities and Challenges" CH Institute of management and communication, vol2
<http://www.chimc.in/Volume2.1/Volume2Issue1/GurendraNathBhardwaj>.
2. Global Entrepreneurship Monitor (2012) GEM 2011 Global Report. Published online,
<http://www.gemconsortium.org>
3. Udyog Sadhana, District Industries Centre, Ministry of Industries, Government of Maharashtra.
4. Latur Industrial Vision 1982-2007-2032, District Industries Centre, Government of Maharashtra.
5. Action Plan for Latur from 2005-06 to 2009-10, District Industries Centre, Latur.
6. Dr. D. L. Jamge, 2002, Ph. D. thesis, 'Rural Development through Government Schemes with Special Reference to Nanded District', SRTMU, Nanded.
7. DIC Action Plan up to 2005-06, DIC Office, Latur, Government of Maharashtra.
8. Annual Reports of DIC, Latur.
9. Dr. Dilip M. Sarwate, Entrepreneurship Development and Project Management - Text and Cases, Everest Publishing House, Pune, 2004.
10. Mary Kay Copeland, March 2010, 'Strategies for Developing Entrepreneurs: Nature or Nurture', MBA Review.
11. Desai V.D., 1992, Dynamics of Entrepreneurial Development and Management.
12. Dr. D.P. Palsapure, Industrial Development of Maharashtra State, Himalaya Publishing House, Mumbai, 2004.
13. G. S. Sudha, Fundamentals of Entrepreneurship, Ramesh Book Depot, New Delhi, 2004-05.
14. Vijayakumar, A. and Jayachitra, S. 2013. "Women Entrepreneurs In India - Emerging Issues and challenges", International Journal of Development Research, Vol. 3 (4), pp.12-17.
15. Vijaykumar, T. and B. Naresh, 2012. "Women Entrepreneurship in India - Role of women in Small and Medium Enterprise", Asian Journal of Marketing & Management Research TAJMMR, Vol. 2, Pp. 23-34.
16. www.msme.foundation.org
17. www.scribd.com



Dr. Pushpalata G. Kawale (Trimukhe)
Assistant Professor, Dept of Commerce, Rajarshi Shahu Mahavidyalaya, Latur.



Certificate of Publication

International Recognition Multidisciplinary Research Journal

ISSN 2249-894X

Impact Factor : 5.7631(UIF)

Review of Research

This is to certify that our review board accepted research paper of Dr./Shri./Smt.: Dr. Pushpalata G. Kawale (Trimukhe). Topic:- An Analytical Study Of Future Schemes Of District Industries Centre, Latur. College : Assistant Professor, Dept of Commerce, Rajarshi Shahu Mahavidyalaya, Latur. The research paper is original & innovative it is done double blind peer reviewed. Your article is published in the month of May 2019.



Laxmi Book Publication

258/34, Raviwar Peth, Solapur-413005 Maharashtra India
Contact Detail: +91-0217-2372010 / 9595-359-435
E-mail: ayisrj2011@gmail.com
Website: www.lbp.world

Authorised Signature


Ashok Yakkaldevi
Ashok Yakkaldevi
Editor-in-Chief

[illegible]

Awarded to

Dr. Pushpalata G. Kawale (Trimukhe)

In recognition of an outstanding contribution to the quality of the journal



Falsehoods

**Authorized Signature
Editor-in-Chief**